


# Analysis Report on Employer's Feedback

[Academic Year: 2022-23]



Feedback was taken by feedback committee and the IQAC from the employers about the various aspects like curriculum, facilities etc. We have received feedback from **12** employers through online process. Following are the findings of the feedback collected and analysis of the same.

Qus. No	Nature of Questions	Opinions of Answer in Percentage					Scale of Opinion	% of Opinion
		A	B	C	D	E		
1	How you find our student with respect to technical skills?	Excellent	Very Good	Good	Average	Poor	Excellent Very Good Good	100%
		50%	33.3%	16.7%	0.0%	0.0%		
2	How you find our student with respect to Communication Skill?	Excellent	Very Good	Good	Average	Poor	Excellent Very Good Good	100%
		33.3%	25%	41.7%	0.0%	0.0%		
3	How you rate our student with respect to independent thinking & problem-solving ability?	Excellent	Very Good	Good	Average	Poor	Excellent Very Good	83.3%
		41.7%	25%	16.7%	16.7%	0.0%		
4	How you rate our student with respect to Leadership skills/ Ability to work in team?	Excellent	Very Good	Good	Average	Poor	Excellent Very Good	83.3%
		50%	25%	8.3%	16.7%	0.0%		
5	Rate the proficiency of our graduates to adapt to industry requirement.	Excellent	Very Good	Good	Average	Poor	Excellent Very Good Good	91.7%
		41.7%	33.3%	16.7%	8.3%	0.0%		
6	How do you rate our students with respect to overall performance in terms of percentage contribution to your organization?	Excellent	Very Good	Good	Average	Poor	Excellent Very Good Good	91.7%
		41.7%	25%	25%	8.3%	0.0%		
7	Rate the scope of syllabus in enhancing entrepreneurship skills/lifelong learning/human values and ethics.	Excellent	Very Good	Good	Average	Poor	Excellent Very Good Good	100%
		33.3%	33.3%	33.3%	0.0%	0.0%		

8	The curriculum facilitates an overall holistic development of the student?	Excellent	Very Good	Good	Average	Poor	Excellent Very Good Good	91.7%
		41.7%	25%	25%	8.3%	0.0%		
9	Rate the student obligation to work beyond schedule if required.	Excellent	Very Good	Good	Average	Poor	Excellent Very Good	83.3%
		33.3%	33.3%	16.7%	16.7%	0.0%		
10	Your detailed comments on our graduate employee	Recorded						
	Average Rating = 91.66 %							

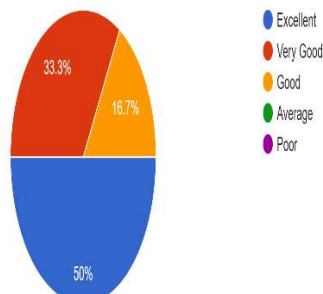


## Graphical Representation of Analysis Report: 2022-23



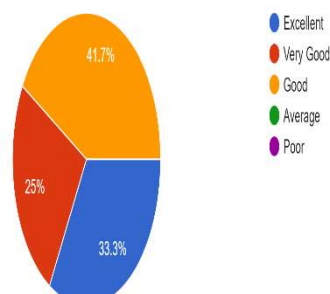
1) How you find our student with respect to Technical skills?

12 responses



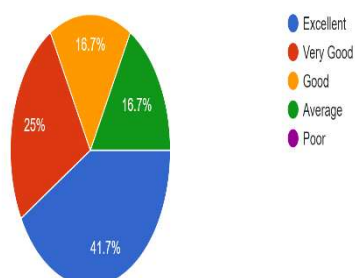
2) How you find our student with respect to Communication Skills?

12 responses



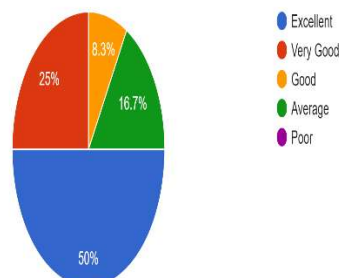
3) How you rate our student with respect to Independent thinking & problem solving ability?

12 responses



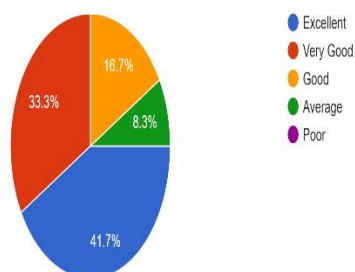
4) How you rate our student with respect to Leadership skills/ Ability to work in team?

12 responses



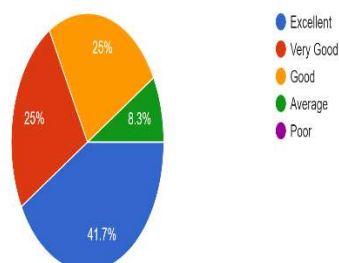
5) Rate the proficiency of our graduates to adapt to industry requirement.

12 responses



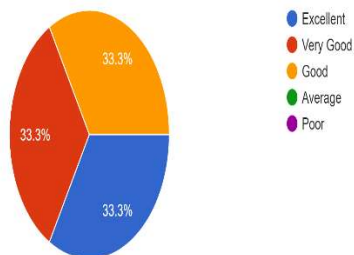
6) How do you rate our students with respect to overall performance in terms of percentage contribution to your organization?

12 responses



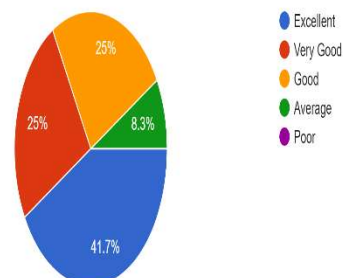
7) Rate the scope of syllabus in enhancing entrepreneurship skills/lifelong learning/human values and ethics.

12 responses



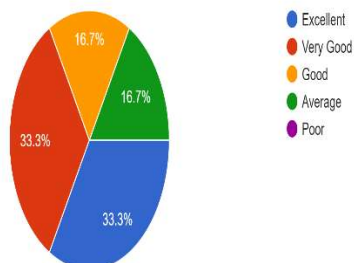
8) The curriculum facilitates an overall holistic development of the student?

12 responses



9) Rate the student obligation to work beyond schedule if required.

12 responses



**Average Rating of Employers Feedback Response found to be at 91.66%**

*[Signature]*  
IQAC CO-ORDINATOR  
National Senior College  
Nashik - 01



*[Signature]*  
PRINCIPAL  
NATIONAL SENIOR COLLEGE,  
Nashik.